

Medical & Dental

# Furniture

**A<sup>Pro</sup>**  
**ADVANTAGE<sup>®</sup>**

by **NDC**



# COLOR SELECTOR

## ABOUT OUR UPHOLSTERY

We use only premium, woven knit-backed upholstery, that resists stretching and bunching associated with ordinary backed vinyl upholstery. Plus, our upholstery is topcoated with Perma-Block-3 to resist stains, scuffs and abrasions.



Gunmetal 3GM




Purplegray 3PG



Viscaya Palm 3VP




Dove Gray 3DG



Burgundy 3BG



Allspice 3AS



Cream 3CM



Slate Blue 3SB



Sapphire 3SP



Clamshell 3CS



Desert Tan 3DT



Graphite 3GP



Wedgwood 3WW



Tomato 3TM



Aubergine 3AB



Royal Blue 3RB



China Green 3CG



Alabaster 3AL



Emerald 3EM



Yellow 3YW



Neutral 3NL



Mulberry 3MB



Black 3BK

Due to the limitations of the printing process, actual colors may vary.

**All Pro Advantage Medical and Dental Furniture and Accessories carry a 3-Year Limited Warranty.** Products backed by this warranty are warranted against defects in workmanship for three years from date of purchase. This warranty does not include electrical products. Contact your sales representative for full warranty details.

## STOOLS

2—3 . . . . . Traditional-Style Stools

4—5 . . . . . Contemporary-Style Stools

6—7 . . . . . Contemporary-Plus Stools

8—9 . . . . . Premium Stools

10—11 . . . . Premium-Plus Stools

## SEATING

12 . . . . . Task and Lab Chair Seating

13 . . . . . Specialty Stools

## LABORATORY

14 . . . . . Blood-Draw Lab Chairs

15 . . . . . Blood-Draw Plus Lab Chairs

16 . . . . . Bariatric Blood-Draw Chairs

## DENTAL

17 . . . . . Traditional-Style Dental Stools

18—19 . . . . Contemporary-Style Dental Stools

20—21 . . . . Contemporary-Plus Dental Stools

## TABLES

22—23 . . . . Treatment Tables

## ACCESSORIES

24 . . . . . Step Stools

25 . . . . . Side Chairs



Quality Products for  
Healthcare Professionals

### Product Index by Model Number

021 . . . . . 5	P272104 . . . . 18	P272173 . . . . 11
022 . . . . . 5	P272106 . . . . 18	P272174 . . . . 11
022D . . . . 19, 21	P272107 . . . . 17	P272175 . . . . 11
023 . . . . . 3, 5	P272109 . . . . 20	P272176 . . . . 11
024 . . . . . 3	P272110 . . . . 20	P272177 . . . . 17
025 . . . . . 3, 5	P272125 . . . . 3	P272178 . . . . 12
026 . . . . 5, 19, 21	P272130 . . . . 5	P272179 . . . . 11
028A . . . . . 19	P272131 . . . . 5	P272181 . . . . 7
P270020 . . . . 25	P272132 . . . . 21	P272182 . . . . 7
P270040 . . . . 25	P272133 . . . . 21	P272183 . . . . 7
P270050 . . . . 25	P272134 . . . . 5	P272184 . . . . 7
P270240 . . . . 24	P272135 . . . . 5	P272185 . . . . 7
P270242 . . . . 24	P272136 . . . . 5	P272188 . . . . 12
P270250 . . . . 24	P272137 . . . . 5	P272192 . . . . 3
P270252 . . . . 24	P272138 . . . . 5	P273027 . . . . 23
P270402 . . . . 25	P272139 . . . . 5	P273030 . . . . 23
P270502 . . . . 25	P272142 . . . . 19	P273227 . . . . 23
P271001 . . . . 14	P272143 . . . . 19	P273230 . . . . 23
P271004 . . . . 14	P272144 . . . . 13	P273427 . . . . 23
P271006 . . . . 14	P272145 . . . . 13	P273430 . . . . 23
P271008 . . . . 14	P272146 . . . . 13	P273627 . . . . 23
P271011 . . . . 15	P272147 . . . . 13	P273630 . . . . 23
P271012 . . . . 15	P272150 . . . . 9	P274240 . . . . 24
P271015 . . . . 15	P272151 . . . . 9	P274250 . . . . 24
P271016 . . . . 15	P272154 . . . . 9	P276142 . . . . 24
P271020 . . . . 16	P272155 . . . . 13	P276150 . . . . 24
P271025 . . . . 16	P272156 . . . . 9	P276242 . . . . 24
P271027 . . . . 16	P272157 . . . . 9	P276250 . . . . 24
P272100 . . . . 3	P272158 . . . . 9	P278100 . . . . 17
P272101 . . . . 18	P272165 . . . . 12	P278120 . . . . 17
P272102 . . . . 3	P272166 . . . . 12	
P272103 . . . . 20	P272167 . . . . 12	

# TRADITIONAL-STYLE STOOLS

**A<sup>Pro</sup>  
ADVANTAGE<sup>®</sup>**  
by **NDC**

## FEATURES

- Full chrome frame
- 1" diameter, S-style all-welded frame
- Firm polyfoam padding
- 4" thick seat for extra comfort
- 2" rubber or nylon dual wheel casters
- Solid steel machine screw spin height adjustment
- All models have chrome foot ring
- Cover cap conceals top welds
- Seat is mounted to a 1/4" thick x 6" square steel plate
- Premium, stain-resistant, woven, knit-backed, vinyl upholstery
- 23 standard color choices



# STOOLS



	Seat Diameter	Height Range
P272102	14"	18 <sup>1</sup> / <sub>2</sub> "-25 <sup>1</sup> / <sub>2</sub> "

**Chrome Base Stool**

- Round foot ring
- 2" rubber wheel, ball bearing casters



	Seat Diameter	Height Range
P272125	14"	18 <sup>1</sup> / <sub>2</sub> "-25 <sup>1</sup> / <sub>2</sub> "

**Chrome Base Stool**

- Round foot ring
- 2" dual wheel hooded casters



	Seat Diameter	Height Range
P272192	14"	23"-28"

**Extra Tall Chrome Base Stool**

- Round foot ring
- 2" rubber wheel, ball bearing casters



	Seat Diameter	Height Range
P272100	14"	18 <sup>1</sup> / <sub>2</sub> "-25 <sup>1</sup> / <sub>2</sub> "

**Chrome Base Stool**

- Square foot ring
- 2" rubber wheel, ball bearing casters



	Seat Diameter	Height Range
P272105	14"	18 <sup>1</sup> / <sub>2</sub> "-25 <sup>1</sup> / <sub>2</sub> "

**Chrome Base Stool**

- Square foot ring
- 2" dual wheel hooded casters

**OPTIONS**



**023 Optional Glides**

- Reduces stool height by 2<sup>1</sup>/<sub>2</sub>"



**024 Optional Rubber Tips**

- Reduces stool height by 2<sup>1</sup>/<sub>2</sub>"



**025 Optional Soft Roll Casters**

- Smooth, quiet operation

# CONTEMPORARY-STYLE STOOLS

**A<sup>Pro</sup>  
ADVANTAGE<sup>®</sup>**  
by **NDC**

## FEATURES

- Contemporary style
- One-piece BIFMA tested nylon base with 3 color options
- 5-leg design for greater stability
- Firm polyfoam padding
- 4" thick seat for extra comfort
- 2" nylon dual wheel casters
- Single lever, pneumatic, or easy spin lift height adjustment
- 3/4" thick solid plywood top
- Customizable with options
- Premium, stain-resistant, woven, knit-backed, vinyl upholstery
- 23 standard color choices





# STOOLS



	Seat Diameter	Height Range
<b>P272134</b>	16"	18 <sup>3</sup> / <sub>4</sub> "–24 <sup>1</sup> / <sub>4</sub> "

**5-Leg Pneumatic Stool**

- Dual wheel casters
- Black base

**P272135**

- Same as above with backrest



	Seat Diameter	Height Range
<b>P272136</b>	16"	18 <sup>3</sup> / <sub>4</sub> "–24 <sup>1</sup> / <sub>4</sub> "

**5-Leg Pneumatic Stool**

- Dual wheel casters
- Putty base

**P272137**

- Same as above with backrest



	Seat Diameter	Height Range
<b>P272130</b>	16"	18"–22 <sup>1</sup> / <sub>4</sub> "

**5-Leg Spin Lift Stool**

- Dual wheel casters
- Screw height adjustment
- Black base

	Seat Diameter	Height Range
<b>P272131</b>	16"	18"–22 <sup>1</sup> / <sub>4</sub> "

**5-Leg Spin Lift Stool with Backrest**

- Same as above with backrest



**021 Optional Contour Backrest**

- Height and depth adjustable



**022 Optional Foot Ring**

- Height adjustable, chrome ring with black hub



**023 Optional Glides**

- Black nylon



**025 Optional "Soft Roll" Casters**

- Glides quietly even on hard surfaces (Black only)



**026 Optional Extra Tall Pneumatic Cylinder**

- 22<sup>1</sup>/<sub>2</sub>" to 30" height range

# CONTEMPORARY-PLUS STOOLS

**Pro  
ADVANTAGE**  
by **NDC**

## FEATURES

- *One-piece BIFMA tested nylon base*
- *5-leg design for greater stability*
- *Contemporary-styled, color coordinated, Natural Sand bases and backrest shrouds*
- *Fast, pneumatic height adjustment*
- *Large, easy to locate "D-shaped" height lever*
- *Pneumatic lever is field changeable from left hand to right*
- *Firm polyfoam padding*
- *Hooded, dual wheel, nylon casters*
- *All seats have solid plywood base*
- *ABS shrouded backrest for easy cleaning*
- *Premium, stain-resistant, woven, knit-backed, vinyl upholstery*
- *23 standard color choices*





STOOLS



Seat Diameter    Height Range

P272181	18"	17 <sup>1</sup> / <sub>4</sub> "-22 <sup>3</sup> / <sub>4</sub> "
---------	-----	---

**5-Leg Pneumatic Stool with Contour Seat and Lumbar-Shaped Backrest**

- Dual wheel casters
- 23" color coordinated nylon base
- Large chrome pneumatic lever
- Depth adjustable backrest
- Comfortable, contour seat
- Seamless upholstered seat & backrest

Seat Diameter    Height Range

P272182	18"	17 <sup>1</sup> / <sub>4</sub> "-22 <sup>3</sup> / <sub>4</sub> "
---------	-----	---

**5-Leg Pneumatic Stool with Contour Seat and Backrest**

- Same as P272181 with contour backrest



Seat Diameter    Height Range

P272183	18"	18 <sup>1</sup> / <sub>2</sub> "-24"
---------	-----	--------------------------------------

**5-Leg Pneumatic Stool with Lumbar-Shaped Backrest**

- Dual wheel casters
- 23" color coordinated nylon base
- Large chrome pneumatic lever
- Comfortable lumbar support shaped backrest with depth adjustment



Seat Diameter    Height Range

P272184	18"	18 <sup>1</sup> / <sub>2</sub> "-24"
---------	-----	--------------------------------------

**5-Leg Pneumatic Stool with Contour Backrest**

- Dual wheel casters
- 23" color coordinated nylon base
- Large chrome pneumatic lever
- Depth adjustable backrest



Seat Diameter    Height Range

P272185	18"	18 <sup>1</sup> / <sub>2</sub> "-24"
---------	-----	--------------------------------------

**5-Leg Pneumatic Stool**

- Dual wheel casters
- 23" color coordinated nylon base
- Large chrome pneumatic lever

# PREMIUM STOOLS

**A<sup>Pro</sup>  
ADVANTAGE<sup>®</sup>**  
by **NDC**

## FEATURES

- Premium, die cast, satin finish, 23" aluminum base
- 5-leg design for greater stability
- Firm polyfoam padding
- 4" thick seat for extra comfort
- Hooded, dual wheel, nylon casters
- Pneumatic or easy spin lift height adjustment
- 3/4" thick plywood top base
- Premium, stain-resistant, woven, knit-backed, vinyl upholstery
- 23 standard color choices
- Customizable with options





	Seat Diameter	Height Range
<b>P272150</b>	16"	17 <sup>1</sup> / <sub>4</sub> "–21 <sup>1</sup> / <sub>2</sub> "

**5-Leg Spin Stool Lift Stool**

- Dual wheel casters
- 23" cast aluminum base

**P272151**

- Same as above with depth adjustable backrest



	Seat Diameter	Height Range
<b>P272154</b>	16"	17 <sup>1</sup> / <sub>2</sub> "–23"

**5-Leg Pneumatic Stool**

- Dual wheel casters
- 23" cast aluminum base

	Seat Diameter	Height Range
<b>P272156</b>	16"	17 <sup>1</sup> / <sub>2</sub> "–23"

**5-Leg Pneumatic Stool with Contour Backrest**

- Same as above with depth adjustable backrest



	Seat Diameter	Height Range
<b>P272158</b>	18"	16 <sup>1</sup> / <sub>4</sub> "–21 <sup>3</sup> / <sub>4</sub> "

**5-Leg Pneumatic Stool with Contour Seat and Backrest**

- Dual wheel casters
- 23" cast aluminum base
- Depth adjustable backrest
- Easy-clean, plastic backrest shroud



	Seat Diameter	Height Range
<b>P272157</b>	16"	17 <sup>1</sup> / <sub>2</sub> "–23"

**5-Leg Pneumatic Stool with Lumbar-Shaped Backrest**

- Dual wheel casters
- 23" cast aluminum base
- Depth adjustable backrest
- Easy-clean, plastic backrest shroud
- Comfortable lumbar shaped backrest



- 022 Optional Foot Ring**
- Height adjustable, chrome ring with black hub



- 023 Optional Glides**
- Black nylon



- 025 Optional "Soft Roll" Dual Wheel Casters**
- Glides quietly even on hard surfaces



- 026 Optional Extra Tall Pneumatic Cylinder (Black Only)**
- Adds 4<sup>1</sup>/<sub>2</sub>" to stool's low height and has a 7<sup>1</sup>/<sub>2</sub>" travel

# PREMIUM-PLUS STOOLS

**A<sup>Pro</sup>  
ADVANTAGE<sup>®</sup>**  
by **NDC**

## FEATURES

- Contemporary styled, color coordinated bases and backrest shrouds in Natural Sand
- Premium, die-cast, powder-coated, aluminum base
- 5-leg design for greater stability
- Fast, pneumatic height adjustment
- Large, easy to locate "D-shaped" height lever
- Pneumatic lever is field changeable from left hand to right
- Firm polyfoam padding
- Hooded, dual wheel, nylon casters
- All seats have solid plywood base
- 2 styles of contour backrest
- ABS shrouded backrest for easy cleaning
- Premium, stain-resistant, woven, knit-backed, vinyl upholstery
- 23 standard color choices
- Customizable with options





# PREMIUM-PLUS STOOLS

# SEATING



	Seat Diameter	Height Range
P272173	18"	17 <sup>1</sup> / <sub>2</sub> "-23"

### 5-Leg Pneumatic Stool with Lumbar-Shaped Backrest

- Dual wheel casters
- 23" powder-coated aluminum base
- Large chrome pneumatic lever
- Comfortable lumbar support shaped backrest with depth adjustment



	Seat Diameter	Height Range
P272179	18"	16 <sup>1</sup> / <sub>4</sub> "-21 <sup>3</sup> / <sub>4</sub> "

### 5-Leg Pneumatic Stool with Contour Seat and Backrest

- Dual wheel casters
- 23" powder-coated aluminum base
- Large chrome pneumatic lever
- Depth adjustable backrest
- Comfortable, contour seat
- Seamless upholstered seat & backrest



	Seat Diameter	Height Range
P272175	18"	17 <sup>1</sup> / <sub>2</sub> "-23"

### 5-Leg Pneumatic Stool

- Dual wheel casters
- 23" powder-coated aluminum base
- Large chrome pneumatic lever



	Seat Diameter	Height Range
P272176	18"	17 <sup>1</sup> / <sub>2</sub> "-23"

### 5-Leg Pneumatic Stool with Contour Backrest

- Dual wheel casters
- 23" powder-coated aluminum base
- Large chrome pneumatic lever
- Depth adjustable backrest

	Seat Diameter	Height Range
P272174	18"	16 <sup>1</sup> / <sub>4</sub> "-21 <sup>3</sup> / <sub>4</sub> "

### 5-Leg Pneumatic Stool with Contour Seat and Lumbar-Shaped Backrest

- Same as P272179 with lumbar-shaped backrest



# TASK & LAB CHAIR SEATING

**Pro  
ADVANTAGE<sup>®</sup>**  
by **NDC**



## FEATURES

- Contemporary styling
- Cast aluminum base
- Firm polyfoam padding
- Contour seat for extra comfort
- Pneumatic cylinder height adjustment
- Fully adjustable tilting seat
- Premium, stain-resistant, woven, knit-backed, vinyl upholstery
- 23 standard color choices

	Seat	Height Range
<b>P272178</b>	<b>18"</b>	<b>16<sup>1</sup>/<sub>2</sub>"-22"</b>

### Contour Seat Office Chair

- 23" brushed aluminum base
- Soft roll, dual wheel, hooded casters
- Adjustable contour backrest with high impact back shroud



	Seat	Height Range
<b>P272165</b>	<b>18"</b>	<b>17"-22<sup>1</sup>/<sub>2</sub>"</b>

### Ergonomic Designed Task Chair

- 23" powder coated black aluminum base
- Soft roll, dual wheel, hooded casters
- Adjustable contour backrest with high impact back shroud
- Adjustable padded black armrests



	Seat	Height Range
<b>P272167</b>	<b>18"</b>	<b>17"-22<sup>1</sup>/<sub>2</sub>"</b>

### Ergonomic Designed Task Chair

- 23" powder coated black aluminum base
- Soft roll, dual wheel, hooded casters
- Adjustable contour backrest with high impact back shroud



	Seat	Height Range
<b>P272188</b>	<b>18"</b>	<b>21"-29"</b>

### Lab Stool Contour Seat and Backrest

- 23" brushed aluminum base
- Adjustable contour backrest with high impact back shroud
- Soft roll, dual wheel, hooded, casters
- Adjustable padded armrests
- Adjustable foot ring



	Seat	Height Range
<b>P272166</b>	<b>18"</b>	<b>21"-29"</b>

### Lab Stool Contour Seat and Backrest

- 23" brushed aluminum base
- Adjustable contour backrest with high impact back shroud
- Soft roll, dual wheel, hooded casters
- Adjustable foot ring



**FEATURES**

- Contemporary styling
- 5-Leg cast aluminum base
- "Firm poly foam seat padding
- Soft roll, dual wheel, hooded casters
- Pneumatic cylinder height adjustment
- Premium, stain-resistant, woven, knit-backed, vinyl upholstery
- 23 standard color choices

	Seat Diameter	Height Range
<b>P272145</b>	16"	19 <sup>1</sup> / <sub>2</sub> "-24 <sup>1</sup> / <sub>2</sub> "

**Hands-Free Stool with Armrest**

- 23" black powder coated aluminum base
- 4" thick round seat
- Crescent adjustable height armrest with extra firm padding
- Armrest does not rotate
- Foot activated height control



	Seat Diameter	Height Range
<b>P272144</b>	16"	19 <sup>1</sup> / <sub>2</sub> "-24 <sup>1</sup> / <sub>2</sub> "

**Hands-Free Stool**

- 23" black powder coated aluminum base
- 4" thick round seat
- Foot activated height control

	Seat Diameter	Height Range
<b>P272146</b>	16"	19 <sup>1</sup> / <sub>2</sub> "-24 <sup>1</sup> / <sub>2</sub> "

**Hands-Free Stool**

- Same as above with backrest (not shown)



	Seat	Height Range
<b>P272147</b>	18"	18"-23"

**Hands-Free Stool with Back**

- 23" black powder coated base
- Comfortable seamless contour seat
- Adjustable height backrest
- Foot activated height control



	Seat Diameter	Height Range
<b>P272155</b>	16"	17 <sup>1</sup> / <sub>2</sub> "-23"

**Stool with Armrests**

- Satin cast aluminum base
- 4" thick round seat
- Crescent adjustable height armrest with extra firm padding
- Armrest does not rotate

# BLOOD-DRAW LABORATORY CHAIRS



## FEATURES

- 1 1/4" square, heavy duty, all-welded, tubular steel frame
- Adjustable height and depth flip arm
- Armrest locks in place when in use, then flips out of the way for easy patient exit
- Neutral Grey powder-coated frame
- 2 knobs lock chrome armrest posts into position
- Adjustable foot levelers
- Complete series of chairs to choose from
- 300 lbs. capacity



	Seat	Height
P271001	17" x 16"	26"
	Width	Depth
Overall	34"	26"
	Height Adjustment	
Arms	34"—40"	

### Extra-Tall Blood Drawing Chair with Flip-Arm

- Easy-clean, one-piece plastic seat
- Adjustable laminate flip-arm
- Patient footrest

	Seat	Height
P271004	17" x 16"	26"
	Width	Depth
Overall	43"	26"

### Extra-Tall Blood Drawing Chair with Flip-Arm and Drawer

- Same as above with drawer



	Seat	Height
P271006	17" x 16"	20"
	Width	Depth
Overall	34"	26"
	Height Adjustment	
Arms	27"—33"	

### Blood Drawing Chair with Flip Arm

- Easy-clean, one-piece plastic seat
- Adjustable laminate flip-arm



	Seat	Height
P271008	17" x 16"	20"
	Width	Depth
Overall	43"	26"
	Height Adjustment	
Arms	27"—33"	

### Blood Drawing Chair with Flip Arm and Drawer

- Easy-clean, one-piece plastic seat
- Adjustable laminate flip-arm
- Easy-clean one piece drawer

# LABORATORY CHAIRS

## FEATURES

- 1 1/4" square, heavy duty, all-welded, tubular steel frame
- Adjustable height and depth flip arm
- Armrest locks in place when in use, then flips out of the way for easy patient exit
- Comfortable 2" padding throughout
- Neutral Grey powder-coated frame
- 2 knobs lock chrome armrest posts into position
- Adjustable foot levelers
- Easy-clean durable vinyl
- Complete series of chairs to choose from
- 400 lbs. capacity

	<b>Seat</b>	<b>Height</b>
<b>P271011</b>	17" x 16"	26"
	<b>Width</b>	<b>Depth</b>
<b>Overall</b>	34"	26"
	<b>Height Adjustment</b>	
<b>Arms</b>	34"—40"	

### Extra-Tall Blood Drawing Chair with Flip Arm

- Adjustable, padded and upholstered flip-arm
- Extra height reduces bending for staff
- Easy for patient to sit and exit chair
- Patient footrest



	<b>Seat</b>	<b>Height</b>
<b>P271016</b>	17" x 16"	20"
	<b>Width</b>	<b>Depth</b>
<b>Overall</b>	43"	26"
	<b>Height Adjustment</b>	
<b>Arms</b>	27"—33"	

### Blood Drawing Chair with Flip Arm and Drawer

- Adjustable, padded and upholstered flip-arm
- Easy-clean, one-piece drawer



	<b>Seat</b>	<b>Height</b>
<b>P271012</b>	17" x 16"	26"
	<b>Width</b>	<b>Depth</b>
<b>Overall</b>	43"	26"
	<b>Height Adjustment</b>	
<b>Arms</b>	34"—40"	

### Extra-Tall Blood Drawing Chair with Flip Arm and Drawer

- Adjustable, padded and upholstered flip-arm
- Easy-clean, one-piece drawer
- Extra height reduces bending for staff
- Easy for patient to sit and exit chair
- Patient footrest



	<b>Seat</b>	<b>Height</b>
<b>P271015</b>	17" x 16"	20"
	<b>Width</b>	<b>Depth</b>
<b>Overall</b>	34"	26"
	<b>Height Adjustment</b>	
<b>Arms</b>	27"—33"	

### Blood Drawing Chair with Flip Arm

- Adjustable, padded and upholstered flip-arm



# BARIATRIC BLOOD-DRAW LABORATORY CHAIRS



## FEATURES

- Extra dimensions make it easier for patient and technician
- Adjustable height and depth flip arms
- Armrests lock in place when in use, then flips out of the way for easy patient exit
- Comfortable 2" padding throughout
- Easy-clean, heavy weight, vinyl upholstery
- Neutral Grey powder-coated frame
- 2 knobs lock chrome armrest posts into position
- Adjustable foot levelers



	Seat	Height
P271020	35" x 18"	20"
	Width	Depth
Overall	48"	28"
	Height Adjustment	
Arms	29"—34"	



One arm in up position

### Extra-Wide Blood Drawing Chair with Flip-Arms

- Padded and upholstered seat, back and armrests
- 2 adjustable flip-arms
- Accommodates large patient or child with parent up to 400 lbs. combined weight



	Seat	Height
P271025	35" x 18"	26"
	Width	Depth
Overall	48"	28"
	Height Adjustment	
Arms	34"—40"	

One arm in up position

### Extra-Tall & Wide Blood Drawing Chair with Flip-Arms

- Padded and upholstered seat, back and armrests
- 2 adjustable flip-arms
- Extra height reduces bending for staff
- Accommodates large patient or child with parent up to 400 lbs. combined weight



	Seat	Height
P271027	35" x 21"	20"
	Width	Depth
Overall	48"	32"
	Height Adjustment	
Arms	29"—34"	

### Bariatric Blood Drawing Chair

- Accommodates larger patient or child with parent up to 600 lbs. combined weight with extra depth
- Padded and upholstered seat, back and armrests
- 2 adjustable flip-arms
- Seat has additional center support for added strength



# DENTAL STOOLS



	Base	Seat	Height Range
P272107	24"	16"	22" — 29"

**Assistant Stool**

- Cast aluminum base
- Pneumatic height adjustment
- 3" dual-wheel casters
- Round seat with firm foam padding
- Height-adjustable torso swing arm
- Field changeable, right or left hand torso support arm
- 18" height adjustable, chrome foot ring



	Base	Seat	Height Range
P272177	24"	16"	17 1/2" — 23"

**Operator Stool**

- Cast aluminum base
- Pneumatic height adjustment
- 3" dual-wheel casters
- Round seat with firm foam padding
- Seamless upholster backrest
- Single knob depth adjustable backrest
- ABS plastic back shroud for easy cleaning



	Base	Seat	Height Range
P278100	24"	16"	21 1/2" — 27"

**Assistant Stool**

- One piece BIFMA tested tan nylon base
- Pneumatic height adjustment
- 3" dual-wheel casters
- Round seat with firm foam padding
- Height-adjustable torso swing arm
- Field changeable, right or left hand torso support arm
- 18" height adjustable, chrome foot ring



	Base	Seat	Height Range
P278120	24"	16"	17 1/2" — 23"

**Operator Stool**

- One piece BIFMA tested nylon base
- Pneumatic height adjustment
- 3" dual-wheel casters
- Round seat with firm foam padding
- Seamless upholster backrest
- Single knob depth adjustable backrest
- ABS plastic back shroud for easy cleaning

# CONTEMPORARY-STYLE DENTAL STOOLS



	Base	Seat	Height Range
<b>P272104</b>	<b>24"</b>	<b>18"</b>	<b>21<sup>3</sup>/<sub>4</sub>" — 29<sup>1</sup>/<sub>4</sub>"</b>

### Assistant Stool

- One-piece BIFMA tested, tan nylon base
- Pneumatic height adjustment with large chrome lever
- 3" dual-wheel casters
- Contoured seat with firm foam padding
- Height-adjustable torso swing arm with dual-position locking ratchet
- Field changeable, right or left hand torso support arm
- 18" height adjustable, chrome foot ring
- Seamless upholstery, contoured seat



	Base	Seat	Height Range
<b>P272106</b>	<b>24"</b>	<b>18"</b>	<b>21<sup>3</sup>/<sub>4</sub>" — 29<sup>1</sup>/<sub>4</sub>"</b>

### Assistant Stool with Backrest

- One-piece BIFMA tested, tan nylon base
- Pneumatic height adjustment with large chrome lever
- 3" dual-wheel casters
- Contoured seat with firm foam padding
- Height-adjustable torso swing arm with dual-position locking ratchet
- Field changeable, right or left hand torso support arm
- 18" height adjustable, chrome foot ring
- Seamless upholstery, contoured seat and backrest
- Single knob, depth adjustable backrest
- ABS plastic back shroud for easy cleaning



Lumbar-shaped backrest

	Base	Seat	Height Range
<b>P272101</b>	<b>24"</b>	<b>18"</b>	<b>21<sup>3</sup>/<sub>4</sub>" — 29<sup>1</sup>/<sub>4</sub>"</b>

### Assistant Stool with Lumbar-Shaped Backrest

- One-piece BIFMA tested, tan nylon base
- Pneumatic height adjustment with large chrome lever
- 3" dual-wheel casters
- Contoured seat with firm foam padding
- Height-adjustable torso swing arm with dual-position locking ratchet
- Field changeable, right or left hand torso support arm
- 18" height adjustable, chrome foot ring
- Seamless upholstery, contoured seat and backrest
- Single knob, depth adjustable backrest
- ABS plastic back shroud for easy cleaning



# DENTAL STOOLS



	Base	Seat	Height Range
<b>P272143</b>	24"	18"	17 <sup>1</sup> / <sub>4</sub> " — 22 <sup>3</sup> / <sub>4</sub> "

**Operator Stool**

- One-piece BIFMA tested, tan nylon base
- Pneumatic height adjustment with large chrome lever
- 3" dual-wheel casters
- Contoured seat with firm foam padding
- Depth adjustable backrest
- Seamless upholster, contoured seat and backrest
- ABS back shroud for easy cleaning



ABS plastic back shroud



Lumbar-shaped backrest

	Base	Seat	Height Range
<b>P272142</b>	24"	18"	17 <sup>1</sup> / <sub>4</sub> " — 22 <sup>3</sup> / <sub>4</sub> "

**Operator Stool with Lumbar-Shape Backrest**

- One-piece BIFMA tested, tan nylon base
- Pneumatic height adjustment with large chrome lever
- 3" dual-wheel casters
- Contoured seat with firm foam padding
- Depth adjustable backrest
- Seamless upholster, contoured seat and backrest
- ABS back shroud for easy cleaning



**022D Optional Foot Ring for Operator Stools**

- 18" diameter chrome
- Height adjustable

**026 Optional Extra Tall Cylinder for Operator Stools**

- Height Range 21<sup>3</sup>/<sub>4</sub>" — 29<sup>1</sup>/<sub>4</sub>"

**028A Optional Upgrade Seat Back Adjustment**

- Dual adjustable tilting seat and backrest

# CONTEMPORARY-PLUS DENTAL STOOLS

**Pro  
ADVANTAGE**  
by **NDC**



ABS plastic back shroud

	Base	Seat	Height Range
<b>P272103</b>	<b>24"</b>	<b>18"</b>	<b>21½" — 29"</b>

#### Assistant Stool

- Powder-coated cast aluminum base
- Pneumatic height adjustment
- 3" dual-wheel casters
- Contoured seat with firm foam padding
- Height-adjustable torso swing arm with dual-position locking ratchet
- Field changeable, right or left hand torso support arm
- Single large D-shaped height lever



	Base	Seat	Height Range
<b>P272109</b>	<b>24"</b>	<b>18"</b>	<b>21½" — 29"</b>

#### Assistant Stool

- Powder-coated cast aluminum base
- Pneumatic height adjustment
- 3" dual-wheel casters
- Contoured seat with firm foam padding
- Height-adjustable torso swing arm with dual-position locking ratchet
- Field changeable, right or left hand torso support arm
- 18" height adjustable, chrome foot ring
- Seamless upholstery, contoured seat and backrest
- Dual adjustable, tilting seat and backrest
- ABS plastic back shroud for easy cleaning



	Base	Seat	Height Range
<b>P272110</b>	<b>24"</b>	<b>18"</b>	<b>21½" — 29"</b>

#### Assistant Stool with Lumbar Support Backrest

- Powder-coated cast aluminum base
- Pneumatic height adjustment
- 3" dual-wheel casters
- Contoured seat with firm foam padding
- Height-adjustable torso swing arm with dual-position locking ratchet
- Field changeable, right or left hand torso support arm
- 18" height adjustable, chrome foot ring
- Seamless upholstery, contoured seat and backrest
- Dual adjustable, tilting seat and backrest
- ABS plastic back shroud for easy cleaning



Lumbar-shaped backrest

# DENTAL STOOLS



	Base	Seat	Height Range
<b>P272133</b>	<b>24"</b>	<b>18"</b>	<b>17" — 22<sup>1</sup>/<sub>4</sub>"</b>

**Operator Stool**

- Powder-coated cast aluminum base
- Pneumatic height adjustment
- 3" dual-wheel casters
- Contoured seat with firm foam padding
- Dual adjustable tilting back and seat
- Height adjustable backrest
- Seamless upholstery, contoured seat and backrest
- ABS plastic back shroud for easy cleaning



	Base	Seat	Height Range
<b>P272132</b>	<b>24"</b>	<b>18"</b>	<b>17" — 22<sup>1</sup>/<sub>4</sub>"</b>

**Operator Stool with Lumbar Support**

- Powder-coated cast aluminum base
- Pneumatic height adjustment
- 3" dual-wheel casters
- Contoured seat with firm foam padding
- Dual adjustable tilting back and seat
- Height adjustable backrest
- Seamless upholstery, contoured seat and backrest
- ABS plastic back shroud for easy cleaning



**022D Optional Foot Ring for Operator Stools**

- 18" diameter chrome
- Height adjustable

**026 Optional Extra Tall Cylinder for Operator Stools**

- Height Range 21<sup>1</sup>/<sub>2</sub>"—29"



# TREATMENT TABLES




Pro Advantage tables feature contemporary styling and durable, all-welded, steel frame construction and a powder-coated finish for great looks and easy-maintenance. Pro Advantage tables are engineered go together fast and save you money on shipping,

## FEATURES

- Save money on shipping. Pro Advantage tables ship flat by express ground shipment
- Single person delivery and assembly
- No inside delivery charges
- 450 lbs. load capacity
- Easy assembly
- Large orders that are less expensive to ship via common carrier will have the tops pre-attached (in quantities that save on shipping)
- Any order may be specified to have the tops factory-attached, however these will be shipped via common carrier

## Shelf Laminate Color Selections



\* Not available with optional Flat Top.


# TABLES



	Length	Height	Width
P273027	72"	31"	27"
P273030	72"	31"	30"

**Straight Line Treatment Table**

- Features all-steel frame, and adjustable backrest
- Paper dispenser included



	Length	Height	Width
P273427	72"	31"	27"
P273430	72"	31"	30"

**Straight Line Treatment Table\***

- Features all-steel frame, laminate shelf, and adjustable backrest
- Paper dispenser included



	Length	Height	Width
P273627	72"	31"	27"
P273630	72"	31"	30"

**Straight Line Treatment Table\***

- Features all-steel frame, laminate shelf, storage compartment and adjustable backrest
- Paper dispenser included



	Length	Height	Width
P273227	72"	31"	27"
P273230	72"	31"	30"

**Straight Line Treatment Table\***

- Features all-steel frame, laminate shelf, two drawers with steel sides and adjustable backrest
- Paper dispenser included

\* Grey shelving will be shipped unless otherwise specified.

# STEP STOOLS

**A<sup>Pro</sup>  
ADVANTAGE<sup>®</sup>**  
by **NDC**



P276142



P276150

	Length	Height	Width
P276142	14 <sup>1</sup> / <sub>4</sub> "	9"	11 <sup>1</sup> / <sub>4</sub> "


### Bariatrics Foot Stool

- Reinforced "X" base construction
- 600 lbs. capacity

	Length	Height	Width
P276150	14 <sup>1</sup> / <sub>4</sub> "	9"	11 <sup>1</sup> / <sub>4</sub> "

### Bariatrics Foot Stool with Handrail

- Same as P276142 with handrail



P276242

P276250

	Length	Height	Width
P276242	17 <sup>1</sup> / <sub>4</sub> "	9"	12 <sup>1</sup> / <sub>4</sub> "

### Extra-Wide Bariatrics Step Stool

- Reinforced "X" base construction
- 600 lbs. capacity

	Length	Height	Width
P276250	17 <sup>1</sup> / <sub>4</sub> "	9"	12 <sup>1</sup> / <sub>4</sub> "

### Large Bariatrics Foot Stool with Handrail

- Same as P276242 with 1" diameter handrail



TP274240

P274250

P270250

	Length	Height	Width
P274240	26 <sup>1</sup> / <sub>2</sub> "	16"	17 <sup>1</sup> / <sub>4</sub> "

### Two-Step Bariatric Step Stool

- Extra-wide tops
- Chrome-plated, reinforced base
- Rubber tops for safety
- 600 lbs. capacity

	Length	Height	Width
P274250	26 <sup>1</sup> / <sub>2</sub> "	16"	17 <sup>1</sup> / <sub>4</sub> "

### Two-Step Bariatric Step Stool with Handrail

- Same as P274240 with angled handrail
- 43" high at highest point



P270240

	Length	Height	Width
P270250	14 <sup>1</sup> / <sub>4</sub> "	9"	11 <sup>1</sup> / <sub>4</sub> "

### Step Stool with Hand Rail

- 7/8" diameter handrail
- 350 lbs. capacity

	Length	Height	Width
P270252	14 <sup>1</sup> / <sub>4</sub> "	9"	11 <sup>1</sup> / <sub>4</sub> "

### Step Stool with Hand Rail (two per box)

- Same as P270250

	Length	Height	Width
P270240	14 <sup>1</sup> / <sub>4</sub> "	9"	11 <sup>1</sup> / <sub>4</sub> "

### Step Stool (one per box)

- 350 lbs capacity

	Length	Height	Width
P270242	14 <sup>1</sup> / <sub>4</sub> "	9"	11 <sup>1</sup> / <sub>4</sub> "

### Step Stool (two per box)

- Same as P270240

# CHAIRS



	Seat	Seat Height
<b>P270050</b>	<b>17<sup>1</sup>/<sub>2</sub>" x 18"</b>	<b>18"</b>

**Black Frame Chair with Arms**

- Black powder coated frame finish
- Nylon glides
- 23 colors of upholstery
- Contoured seat and back
- 2" thick, firm foam padded seat

	Seat	Seat Height
<b>P270502</b>	<b>17<sup>1</sup>/<sub>2</sub>" x 18"</b>	<b>18"</b>

**Black Frame Chair with Arms**

- Same as above (packed 2 per box)



	Seat	Seat Height
<b>P270020</b>	<b>17<sup>1</sup>/<sub>2</sub>" x 18"</b>	<b>18"</b>

**Black Frame Chair/No Arms**

- Black powder coated frame finish
- Nylon glides
- 23 colors of upholstery
- Contoured seat and back
- 2" thick, firm foam padded seat



	Seat	Seat Height
<b>P270040</b>	<b>17<sup>1</sup>/<sub>2</sub>" x 18"</b>	<b>17<sup>3</sup>/<sub>4</sub>"</b>

**Black Frame Chair/No Arms**

- Black powder coated frame finish
- Nylon glides
- 23 colors of upholstery
- Contoured seat and back
- 2" thick, firm foam padded seat

	Seat	Seat Height
<b>P270402</b>	<b>17<sup>1</sup>/<sub>2</sub>" x 18"</b>	<b>17<sup>3</sup>/<sub>4</sub>"</b>

**Black Frame Chair/No Arms**

- Same as above (packed 2 per box)

**A<sup>Pro</sup>**  
**ADVANTAGE<sup>®</sup>**

by  **NDC**

*Quality Products for  
Healthcare Professionals*



National Distribution  
& Contracting, Inc.

**NDC, Inc.**

**402 BNA Drive, Suite 500**

**Nashville, TN 37217**

**(615) 366-3230 • [www.ndc-inc.com](http://www.ndc-inc.com)**

©2007 National Distribution & Contracting, Inc.  
All rights reserved.

#P0006R2